



# Passport Photograph Studios in Switzerland

## Photograph Studios

**Notice:** The Australian Consulate-General in Geneva assumes no responsibility for the professional ability or integrity of the persons or firms whose names appear on the following list. Names are listed alphabetically by canton/city; the order in which they appear has no other significance. Any photograph studio or photo booth may be used but the following photographers are listed because they have produced correctly sized and good quality photos for passport applicants:

	<u>Canton/City</u>	<u>Studio</u>	<u>Address</u>	<u>Phone</u>	<u>Email/website</u>
AG	Baden	Foto Pro Schaich	Bahnhofplatz 14	056 203 41 51	<a href="mailto:schaich@fotopro.ch">schaich@fotopro.ch</a>
BE	Bern	FotoPro	2 Locations in Bern – check website		<a href="http://www.fotopro.ch">www.fotopro.ch</a>
BE	Langenthal	Christen Foto	Farbgasse 21	062 922 21 19	<a href="mailto:Christen.foto@besonet.ch">Christen.foto@besonet.ch</a>
BE	Münchenbuchsee	Kopier-Lade Buchsi	Bernstrasse 7	031 869 58 48	<a href="http://www.kopierladebuchsi.ch">www.kopierladebuchsi.ch</a>
BE	Thun	Foto Fluemann	Untere Hauptgasse 4	033 222 35 78	<a href="http://www.foto-fluehmann.ch">www.foto-fluehmann.ch</a>
BL	Basel	Photo Birs	Hauptstrasse 91	061 751 29 93	<a href="mailto:fb@intergga.ch">fb@intergga.ch</a>
BS	Basel	Photo Basilisk AG	Clarastrasse 36	061 681 99 00	<a href="http://www.photobasilisk.ch">www.photobasilisk.ch</a>
BS	Basel	Photohaus Wolf AG	Freie Strasse 4	061 269 99 99	<a href="http://www.fotohaus.ch">www.fotohaus.ch</a>
FR	La Tour-de-Trême	Photo Actuel	Rue l’Ancien Comté 41	079 366 44 94	<a href="http://www.photoactuel.ch">www.photoactuel.ch</a>
FR	Murten	Foto Future Tanner	Freiburgstrasse 25	026 670 00 18	<a href="http://www.foto-future.ch">www.foto-future.ch</a>
GE	Chêne-Bourg	Photo & Vidéo Passion	Rue de Genève 2	022 786 45 15	<a href="http://www.videopassion.ch">www.videopassion.ch</a>
GE	Geneva	Fast-Foto	Rue du Rhone 118	022 700 32 40	<a href="http://www.fastfoto.ch">www.fastfoto.ch</a>
GE	Geneva	Flash Colors	Rue de Lausanne 80	022 732 26 05	<a href="http://www.flashcolors-sarl.com">www.flashcolors-sarl.com</a>
GE	Geneva	Photo pour Tous	Rue du Cendrier 4	022 310 43 22	<a href="http://www.photopourtous.ch">www.photopourtous.ch</a>
GE	Geneva	Photo Express	Route de Florissant 50	022 346 22 26	<a href="mailto:photoexpress@bluewin.ch">photoexpress@bluewin.ch</a>
GE	Geneva	Photo Planète Charmilles	promenade de l'Europe 11	022 340 2025	<a href="http://www.photoplanete.ch">www.photoplanete.ch</a>
GE	Geneva	Quick Photo	Place Kleberg 3	022 732 51 20	<a href="http://www.quick-foto.ch">www.quick-foto.ch</a>
LU	Luzern	FotoPro	2 Locations in Luzern – check website		<a href="http://www.fotopro.ch">www.fotopro.ch</a>
NW	Stans	Uhren & Foto Express	Bitzistrasse 2	041 611 01 01	<a href="http://www.digital-foto-express.ch">www.digital-foto-express.ch</a>
SG	St Gallen	Hausamann Photo	Bahnhofplatz 1	071 223 12 05	<a href="mailto:hausamann@bluewin.ch">hausamann@bluewin.ch</a>
SG	Uznach	Foto Hüss	Bahnhofstrasse 8	055 280 21 65	<a href="mailto:fotohuess@bluewin.ch">fotohuess@bluewin.ch</a>
SG	Widnau	Nueesch Photo	Rheinstrasse 1	071 723 15 15	<a href="http://www.nueesch.ch">www.nueesch.ch</a>
SH	Schaffhausen	Foto Hunziker	Stadhausgasse 16	052 625 11 11	<a href="http://www.fotohunziker.ch">www.fotohunziker.ch</a>
SO	Solothurn	Barb’s Foto	Dornacherplatz	032 621 77 60	<a href="http://www.barbsfoto.ch">www.barbsfoto.ch</a>
SZ	Brunnen	Foto-Film-Geschäft	Kleinstadt 10	041 820 48 55	<a href="http://www.foto-rothenfluh.ch">www.foto-rothenfluh.ch</a>
SZ	Einsiedeln	Foto Kälin	Schmiedenstrasse 1	055 412 28 71	<a href="mailto:foto@fotokaelin.ch">foto@fotokaelin.ch</a>
SZ	Galgenen	Foto Mächler	Kantonstrasse 54	055 440 50 00	<a href="http://www.fotomaechler.ch">www.fotomaechler.ch</a>
TG	Weinfelden	Foto Alternativ	3 Locations in TG – check website		<a href="http://www.Foto-Alternativ.ch">www.Foto-Alternativ.ch</a>
VD	Lausanne	Photo Tornow	Petit-Chêne 28	021 323 57 81	
VD	Morges	Photo Gare 34	Rue de la Gare 34	021 801 15 76	<a href="http://www.photogare.ch">www.photogare.ch</a>
VD	Nyon	Photo Studio Berger	Rue St-Jean 32	022 361 15 56	
VD	Rolle	Buzzmedia Photo-Studio	Rue du Nord 22	021 826 08 08	<a href="http://www.buzzmedia.ch">www.buzzmedia.ch</a>

VD	Vevey	Photo Cagan	Rue du Simplon 50	021 922 70 43	
VD	Villars-sur-Ollon	Studio Patrick	Place de la Gare	024 495 22 04	<a href="http://www.studiopatrick.ch">www.studiopatrick.ch</a>
VS	Sion	Speedy Solutions	Avenue de la Gare 26	027 322 52 59	
VS	Sion	Studio Bonnardot	Rue de la Dent Blanche 5	027 322 00 40	<a href="http://www.bonnardot.ch">www.bonnardot.ch</a>
ZH	Adliswil	Foto Express	Kilchbergstrasse 6	044 710 99 90	<a href="http://www.fotoexpress.ch">www.fotoexpress.ch</a>
ZH	Fällanden	Foto Morgeneegg	Maurstrasse 1	044 825 50 00	<a href="http://www.fotomorgeneegg.ch">www.fotomorgeneegg.ch</a>
ZH	Fehraltorf	Drogerie Jürg Tschofen	Grundstrasse 1	044 954 15 39	<a href="http://www.drogerietschofen.ch">www.drogerietschofen.ch</a>
ZH	Hinwil	Foto Jutzi	Walderstrasse 128	044 977 22 33	<a href="http://www.fotojutzi.ch">www.fotojutzi.ch</a>
ZH	Kuesnacht	Foto Sereinig	Dorfstrasse 15	044 910 52 63	<a href="http://www.fotosereinig.ch">www.fotosereinig.ch</a>
ZH	Rüti	Foto Tevy AG	Ferrachstrasse 11	055 240 16 45	<a href="mailto:rueti@tevy.ch">rueti@tevy.ch</a>
ZH	Uster	Foto Müller	Banhofstrasse 1	044 940 18 55	<a href="http://www.fotomeulleruster.ch">www.fotomeulleruster.ch</a>
ZH	Wädenswil	Foto Tevy AG	Zugerstrasse 15	044 789 89 10	<a href="http://www.tevy.ch">www.tevy.ch</a>
ZH	Winterthur	FotoPro Glattfelder	Marktgasse 12	052 212 34 20	<a href="http://www.fotopro.ch">www.fotopro.ch</a>
ZH	Zurich	Foto Huus Wiedike	Birmensdorferstrs 249	044 462 87 66	<a href="http://www.huuswiedike.ch">www.huuswiedike.ch</a>
ZH	Zürich	FotoPro	4 Locations in Zurich – check website		<a href="http://www.fotopro.ch">www.fotopro.ch</a>
ZH	Zürich	Foto Peyer	Limmattalstrasse 164	044 341 87 77	<a href="http://www.foto-peyer.ch">www.foto-peyer.ch</a>
ZH	Zurich-Enge	Foto Shop Enge	Seestrasse 5	044 201 30 10	<a href="http://www.digifuchs.ch">www.digifuchs.ch</a>

## Photograph Guidelines

Your photo is critical to the usability and security of your passport. You must provide two identical colour photos of yourself with your completed passport application. They must meet the requirements set out below to ensure that your passport is fit for purpose.

When your passport photo meets the below requirements, processing at borders becomes much more efficient, especially through SmartGate. If we were to accept a photo that does not meet our requirements, you may have difficulty at international borders. A good quality passport photo also reduces the potential for identity fraud, which protects you as you travel.

The photos you provide with your completed application **must be less than 6 months old** and must meet the following requirements:

- Good quality, **colour gloss prints** - clear, focused image with no marks
- Plain, **light-coloured background**
- **Uniform lighting** showing skin tone naturally (no shadows or reflections)
- **No flash reflection** on glasses or face
- Face **looking directly at the camera** and not tilted in any direction
- **Hair off the face** so that the edges of the face are visible
- **Eyes open**, no 'red eye'
- Mouth closed, **neutral expression** (not smiling, laughing or frowning)
- No head coverings (except for religious purposes)
- No hands or other objects showing


If you are lodging a full passport application (PC8 form) one of your photographs must be correctly endorsed on the back by a guarantor. An endorsement is not necessary if you meet the requirement for the streamlined passport renewal process (PC7 form).

# Photograph Size

- Your photograph **must be at least 45mm x 35mm or larger** to be accepted. If your photograph exceeds these measurements **DO NOT cut/trim** it to size.
- The **size of your head in the photograph** must measure from **bottom of chin to crown of head 32mm x 36mm**. The crown of the head is the top of your skull, not the top of your hair.

If your **photographs do not meet the photograph or head size requirements**, or fail to comply with the additional requirements above, **they will be rejected**. Photographs **printed at home** may also be rejected if the paper or ink quality is not of a sufficient standard for passport purposes.

The required dimensions of the photograph, and the image within it, are explained in this diagram.

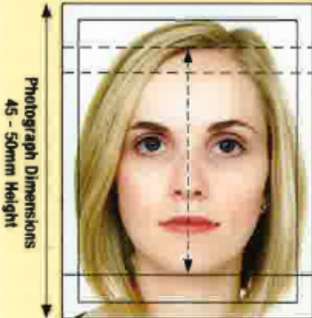
 Australian Government  
Department of Foreign Affairs and Trade

## AUSTRALIAN PASSPORT OFFICE PHOTO GUIDE

### ADULT/CHILD PHOTO GUIDE

Photograph Dimensions  
35 - 40mm Width

Place guide over the applicant's photo and check the chin to crown measurements



Photograph Dimensions  
45 - 50mm Height


The chin to crown measurement (the vertical black dashed line) must be between 32mm and 36mm

Definition of CROWN:  
The crown is where the top of the head/skull would be if it was visible

### INFANT (UNDER 3 YEARS) PHOTO GUIDE

Photograph Dimensions  
35 - 40mm Width

Place guide over the infant's photo and check that head size is within shaded area



36mm  
32mm

Bottom of chin

The chin to crown measurement (the vertical black dashed line) must be between 32mm and 36mm

The head must be bigger than the white space but not extend outside the shaded area

#### ADDITIONAL PHOTO REQUIREMENTS

- Good quality gloss prints only
- Neutral expression, mouth closed
- Look straight at the camera
- Nothing obscuring eyes
- Prescription lenses only
- No reflections on glasses or face
- Hair out of face, edges of face visible
- No head coverings (except for religious purposes)
- Plain light background
- No shadows or red eye
- No distortion
- No post photo enhancements

#### SPECIFIC INFANT PHOTO REQUIREMENTS

- Good quality gloss prints only
- Plain light background
- Baby or child should be awake
- Looking straight at camera
- Eyes open, no red eye or shadows
- No reflections on glasses or face
- Mouth closed, nothing covering mouth
- No hands, toys, blankets or other people visible

Do not cut, crop or trim the photograph or staple, stick or tape it to the application. If the photograph does not meet the photograph or head size requirements, or fails to comply with the minimum infant threshold, the photograph should be rejected.